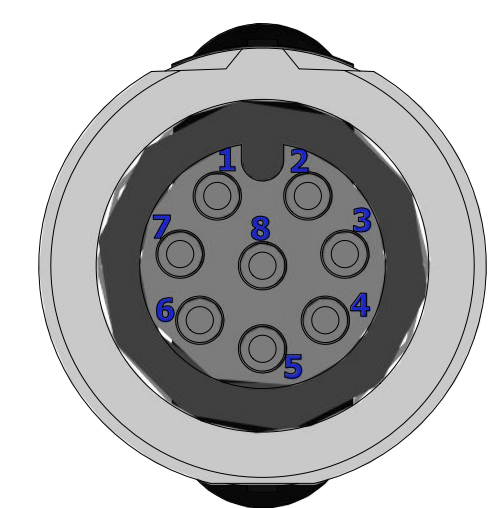
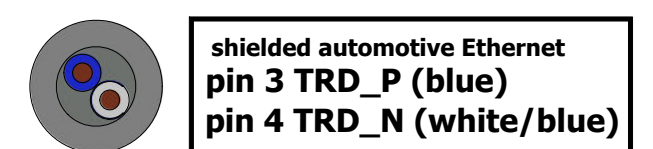
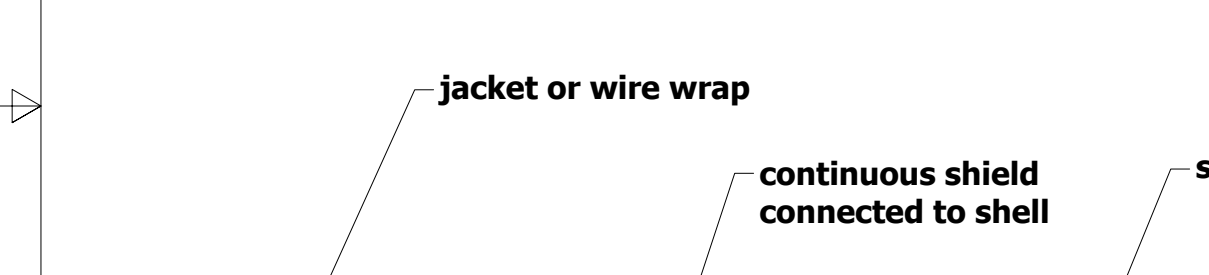
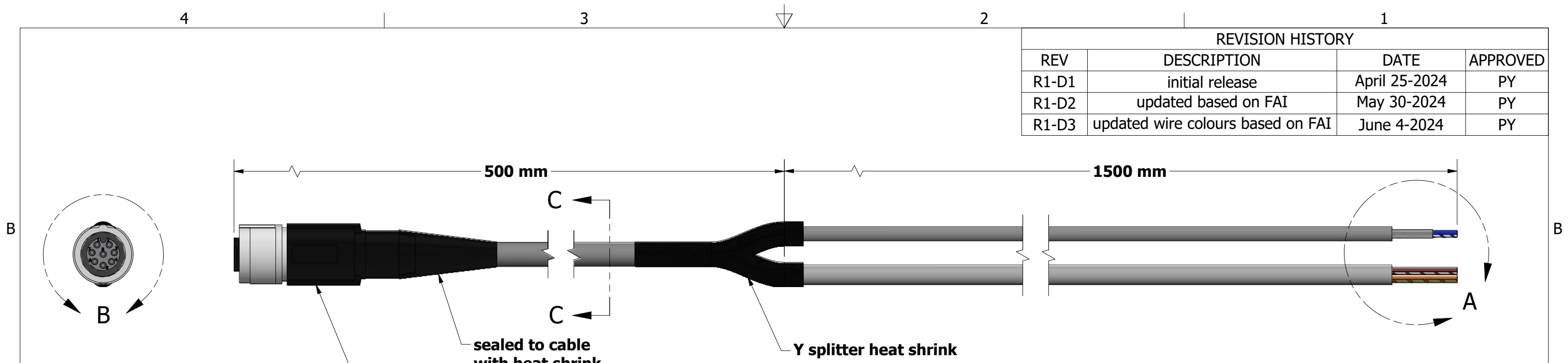
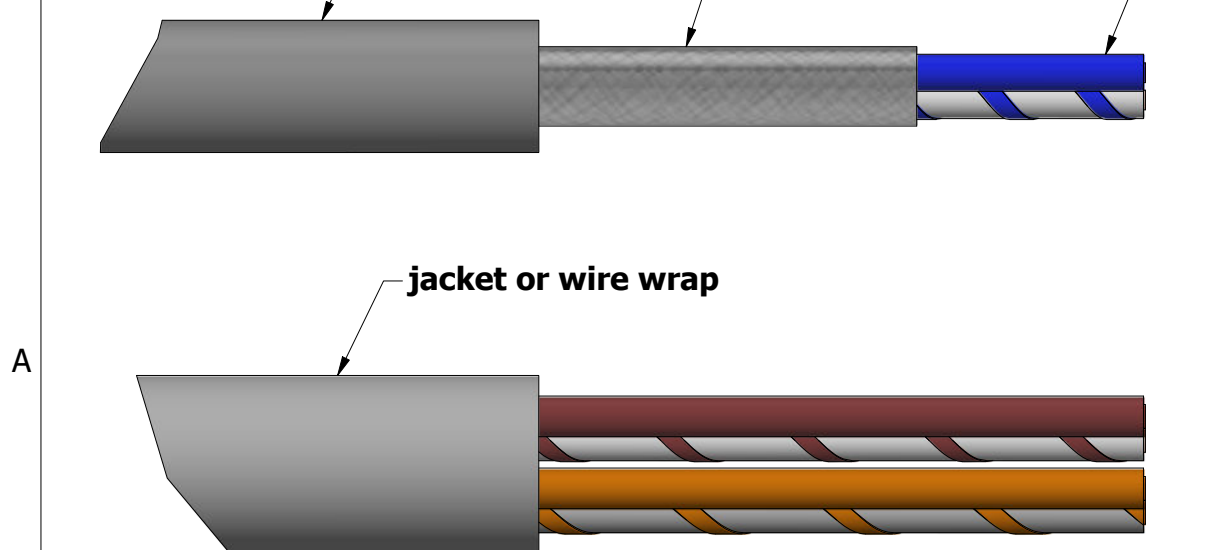
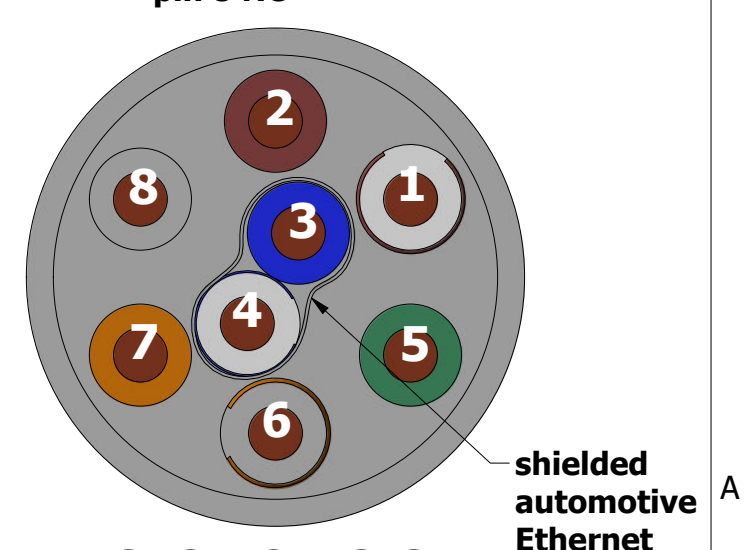


| REVISION HISTORY | | | |
|------------------|-----------------------------------|---------------|----------|
| REV | DESCRIPTION | DATE | APPROVED |
| R1-D1 | initial release | April 25-2024 | PY |
| R1-D2 | updated based on FAI | May 30-2024 | PY |
| R1-D3 | updated wire colours based on FAI | June 4-2024 | PY |



- pin 1 POWER - (white/brown)
- pin 2 POWER + (brown)
- pin 3 TRD_P (blue)
- pin 4 TRD_N (white/blue)
- pin 5 RS232 GND (green)
- pin 6 RS232 RX (white/orange)
- pin 7 RS232 TX (orange)
- pin 8 NC



- pin 2 POWER + (brown)
- pin 1 POWER - (white/brown)
- pin 5 RS232 GND (green)
- pin 6 RS232 RX (white/orange)
- pin 7 RS232 TX (orange)
- pin 8 NC

| | | | | | | | | |
|---|--|--|---|------------------------------------|--|---|---------------------|-----------------|
| DIMENSIONS ARE IN mm UNLESS OTHERWISE SPECIFIED IN DRAWING TOLERANCE ON: X.X ± 0.5 X. ± 5 ANGLES ± 1.0 | | MATERIAL NA FINISH NA THIRD ANGLE PROJECTION | DRAWN TF CHECKED TF APPROVED GDV | DATE 2024-04-25 DATE DATE | TITLE AUTONET splitter cable DWG REV D3 SCALE 1.1 | AXIOMATIC TECHNOLOGIES CORPORATION 1445 Courtneypark Dr. MISSISSAUGA, ON CANADA L5T2E3 905-602-9270 | PART NO AX070537 | SHEET 1 of 1 |
|---|--|--|---|------------------------------------|--|---|---------------------|-----------------|